

Ready® Ventura County



# Emergency Preparedness Guide





# TABLE OF CONTENTS

<b>Emergency Numbers</b>	<b>1</b>
Disaster Information	1
Police	1
Fire	2
Medical	3
Emergency Management Offices	3
<b>Ventura County Emergency Notification Systems</b>	<b>4</b>
VC Alert	4
Emergency Alert System	4
National Weather Service	5
Hazard Definitions	5
<b>Evacuations/ Shelter In Place</b>	<b>6</b>
<b>Get A Kit</b>	<b>7</b>
<b>Access and Functional Needs</b>	<b>9</b>
<b>Family Emergency Communication Plan</b>	<b>10</b>
<b>Stay Informed</b>	<b>11</b>
Utilities Shut Off and Safety	11
Gas	11
Water	11
Electric	12
Know your Hazards (Prepare)	12
Earthquake	12
Flood	13
Terrorism	15
Tsunami	16
Wildfire	17
<b>Get Involved</b>	<b>20</b>
American Red Cross	20
Auxiliary Communications Service	20
Community Emergency Response Team	20
Disaster Assistance Response Team	21
Disaster Service Worker	21
Simi Valley Disaster Service Worker Team	21
Emergency Volunteer Rescue Team	22
Medical Reserve Corp	22
National Weather Service	22
United Way/ Volunteer Ventura County	22
<b>Social Media</b>	<b>23</b>
<b>About Us</b>	<b>24</b>

# EMERGENCY NUMBERS

## ***In Case of an Emergency Dial 9-1-1***

### **Disaster Information**

---

#### **Ventura County Emergency Operations Center**

Disaster Information Hotline: (805) 465-6650

Disaster Information website (activated only for emergencies):

[www.vcemergency.com](http://www.vcemergency.com)

#### **Ventura County Fire Department**

Emergency Fire Information Line (during major fires): (805) 388-4276

### **Police**

---

#### **Ventura County Sheriff's Office:**

[www.vcsd.org](http://www.vcsd.org)

##### **Camarillo Patrol Station**

[www.vcsd.org/sub-camarillo.php](http://www.vcsd.org/sub-camarillo.php)

3701 East Las Posas Road

Camarillo, CA 93010

(805) 388-5100 Reception

##### **Fillmore Patrol Station**

[www.vcsd.org/sub-fillmore.php](http://www.vcsd.org/sub-fillmore.php)

524 Sespe Avenue

Fillmore, CA 93015

(805) 524-2233 Reception

##### **East County/Thousand Oaks Patrol Station**

[www.vcsd.org/sub-thousandoaks.php](http://www.vcsd.org/sub-thousandoaks.php)

2101 East Olsen Road

Thousand Oaks, CA 91360

(805) 494-8200 Reception

##### **Headquarters Patrol Station**

[www.vcsd.org/sub-headquarters.php](http://www.vcsd.org/sub-headquarters.php)

800 South Victoria Avenue

Ventura, CA 93009

(805) 654-2890 Reception

##### **Lockwood Valley Patrol Station**


[www.vcsd.org/sub-Lockwood.php](http://www.vcsd.org/sub-Lockwood.php)

15021 Lockwood Valley Road

Lockwood Valley, CA 93932

(661) 245-3511 Emergency

(661) 245-3829 Reception



# EMERGENCY NUMBERS

**Moorpark Patrol Station**

[www.vcsd.org/sub-moorpark.php](http://www.vcsd.org/sub-moorpark.php)  
610 Spring Road  
Moorpark, CA 93021  
(805) 532-2700 Reception

**Ojai Patrol Station**

[www.vcsd.org/sub-ojai.php](http://www.vcsd.org/sub-ojai.php)  
402 South Ventura Street  
Ojai, CA 93023  
(805) 646-1414 Reception

**Oxnard Police Department**

[www.oxnardpd.org/](http://www.oxnardpd.org/)  
251 South "C" Street  
Oxnard, CA 93030  
(805) 385-7600  
After Hours, non-emergency:  
(805) 385-7740

**Port Hueneme Police Department**

[www.ci.port-hueneme.ca.us](http://www.ci.port-hueneme.ca.us)  
250 North Ventura Road  
Port Hueneme, CA 93041  
(805) 986-6530

**Santa Paula Police Department**

[www.ci.santa-paula.ca.us/police/](http://www.ci.santa-paula.ca.us/police/)  
970 Ventura Street  
Santa Paula, CA 93060  
(805) 525-4478

**Simi Valley Police Department**

[www.ci.simi-valley.ca.us](http://www.ci.simi-valley.ca.us)  
3901 Alamo Street  
Simi Valley, CA 93063  
(805) 583-6950

**Ventura Police Department**

[www.cityofventura.net/pd](http://www.cityofventura.net/pd)  
1425 Dowell Drive  
Ventura, CA 93003  
(805) 339-4400  
After Hours, non-emergency:  
(805) 650-8010

## Fire

---

**Ventura County Fire Department**

[www.fire.countyofventura.org/](http://www.fire.countyofventura.org/)  
165 Durley Ave.  
Camarillo, CA 93010  
(805) 389-9710

**Ventura County Fire Department  
Fire Stations**

(805) 371-1111  
When prompted, enter the station # you  
want to reach (i.e. "50")

**Fillmore Fire Department**

[www.fillmorefire.com/](http://www.fillmorefire.com/)  
250 Central Avenue  
Fillmore, CA 93015  
(805) 524-0586  
After Hours, non-emergency:  
(805) 384-1500

**Oxnard Fire Department**

[www.oxnardfire.org/9](http://www.oxnardfire.org/9)  
360 W. Second Street  
Oxnard, CA 93030  
(805) 385-7722

# EMERGENCY NUMBERS

## **Santa Paula Fire Department**

[www.santapaulafire.com/](http://www.santapaulafire.com/)  
970 East Ventura Street  
Santa Paula, CA 93060  
(805) 933-4225

## **Ventura Fire Department**

[www.cityofventura.net/fire](http://www.cityofventura.net/fire)  
1425 Dowell Drive  
Ventura, CA 93003  
(805) 339-4300



## Medical

---

### **Ventura County Emergency Medical Services**

[www.vchca.org/ems](http://www.vchca.org/ems)  
2220 E. Gonzales Road, Suite 130  
Oxnard, CA 93036  
(805) 981-5301

### **Ventura County Public Health**

[www.vchca.org/public-health](http://www.vchca.org/public-health)  
2240 E. Gonzales Road  
Oxnard, CA 93036  
(805) 981-5101  
After hours, non-emergency: (805) 656-9432

## Emergency Management Offices

---

### **Ventura County Sheriff's Office of Emergency Services**

[www.vcsd.org/oes.php](http://www.vcsd.org/oes.php)  
(805) 654-2551

### **City of Camarillo**

[www.cityofcamarillo.org/i3.aspx?p=251](http://www.cityofcamarillo.org/i3.aspx?p=251)  
(805) 388-5300

### **City of Fillmore**

[www.fillmorefire.com/disaster\\_prep.htm](http://www.fillmorefire.com/disaster_prep.htm)  
(805) 524-0586

### **City of Moorpark**

[www.moorparkca.gov/143/Emergency-Management](http://www.moorparkca.gov/143/Emergency-Management)  
(805) 517-6200

### **City of Ojai**

[www.ci.ojai.ca.us/](http://www.ci.ojai.ca.us/)  
(805) 646-5581

### **City of Oxnard**

[www.oxnardfire.org](http://www.oxnardfire.org)  
(805) 385-7717

### **City of Port Hueneme**

[www.ci.port-hueneme.ca.us/](http://www.ci.port-hueneme.ca.us/)  
(805) 986-6530

### **City of Santa Paula**

[www.readysantapaula.com/](http://www.readysantapaula.com/)  
(805) 525-4478 ext. 241

### **City of Simi Valley**

[www.simivalley.org/oes](http://www.simivalley.org/oes)  
(805) 583-6982

### **City of Thousand Oaks**

[www.toaks.org/living/disaster/default.asp](http://www.toaks.org/living/disaster/default.asp)  
(805) 449-2100

### **City of Ventura**

[www.cityofventura.net/fire/emergencyprep](http://www.cityofventura.net/fire/emergencyprep)  
(805) 339-4300

# VENTURA COUNTY EMERGENCY NOTIFICATION SYSTEMS

## VC Alert

*If we can't REACH you, we can't ALERT you.*

VC Alert is an emergency notification system that may be used to deliver emergency alerts when there is a threat to the health or safety of Ventura County residents.



In addition to emergency information, you may:

- ✓ Select to receive messages regarding crime alerts, road closures, public meetings or other community events.
- ✓ Choose the location you want to be contacted about- your home, your parents' home, your workplace and your child's school.
- ✓ Receive alerts on your home phone, cellular phone, work phone, email, text messaging, facsimile or instant messaging.

For more information and to register, please visit [www.vcalert.org](http://www.vcalert.org) or contact us at (805) 648-9283 or via email at [vc.alert@ventura.org](mailto:vc.alert@ventura.org).



## Emergency Alert System

The Emergency Alert System (EAS) includes every radio and TV station as well as all cable companies in Ventura County. They are networked together to provide emergency related information in times of severe weather or other disaster.

The following are the primary local EAS stations:

KVEN 1450 AM

KHAY 100.7 FM

KMLA 103.7 FM (Spanish)

# VENTURA COUNTY EMERGENCY NOTIFICATION SYSTEMS

## National Weather Service

### HAZARD DEFINITIONS

---

#### ***Watch (12 to 48 hours in advance)***

- ✓ Life and/or property threatening weather or hydrologic hazard possible. Conditions are favorable, but there is some uncertainty. Can be upgraded to a warning or advisory.

#### ***Advisory (minutes to hours in advance)***

- ✓ Nuisance-level weather or hydrologic hazard is imminent or occurring. A non-life threatening event, but may cause problems if precautions are not taken.

#### ***Warning (minutes to hours in advance)***

- ✓ Life and/or property threatening weather or hydrologic hazard is imminent or occurring. Take immediate action!

All warnings issued in Ventura County are rebroadcasted via the Emergency Alert System on local TV and Radio.

For more information visit National Weather Service Los Angeles/Oxnard:  
[www.wrh.noaa.gov/lox/](http://www.wrh.noaa.gov/lox/)





# EVACUATION/ SHELTER-IN-PLACE

## Voluntary Evacuation

Proactive measures should be taken to prevent harm and to prepare personal belongings, including pets and livestock, for evacuation (i.e., Prepare to leave).

## Mandatory Evacuation

An emergency poses imminent danger to life and property (i.e., Time to Leave).

## Shelter-in-Place

When advised to shelter in place, follow these measures:

- ✓ Immediately go indoors.
- ✓ Shut off heaters and air conditioning.
- ✓ Seal doors and windows with duct tape and wet towels.
- ✓ If you smell the hazardous material, cover your nose and mouth with a wet cloth.
- ✓ Do not call 9-1-1 for information. Call 9-1-1 for emergencies only.
- ✓ Listen to news radio stations KVEN 1450 AM, KHAY 100.7 FM or KMLA 103.7 FM (Spanish).
- ✓ Wait for an “All Clear” notification from a news radio station, Police or Fire personnel.



**Y**ou may need to survive on your own after an emergency. This means having your own food, water, and other supplies in sufficient quantity to last for at least three days. Local officials and relief workers will be on scene after a disaster, but they may not be able to reach everyone immediately. Help may arrive in a few hours or it might take days. In addition, basic services such as electricity, gas, water, sewage treatment, and telephones may be interrupted for days, weeks, or even longer.



Individuals should also consider having at least two emergency supply kits, one full kit at home and smaller portable kits in their workplace, vehicle or other places they spend time.

## **Recommended Items to Include in a Basic Emergency Supply Kit:**

- ✓ Water, one gallon of water per person per day for at least three days, for drinking and sanitation
- ✓ Food, at least a three-day supply of non-perishable food
- ✓ Battery-powered or hand crank radio and a NOAA Weather Radio with tone alert and extra batteries for both
- ✓ Flashlight and extra batteries, or a hand crank flashlight
- ✓ First aid kit
- ✓ Whistle to signal for help
- ✓ Dust mask, to help filter contaminated air and plastic sheeting and duct tape to shelter-in-place
- ✓ Moist towelettes, garbage bags and plastic ties for personal sanitation
- ✓ Wrench or pliers to turn off utilities
- ✓ Can opener for food (if kit contains canned food)
- ✓ Local maps
- ✓ Cell phone with chargers, inverter or solar charger

## Additional Items to Consider Adding to an Emergency Supply Kit:

- ✓ Prescription medications and glasses
- ✓ Infant formula and diapers
- ✓ Pet food and extra water for your pet
- ✓ Important family documents such as copies of insurance policies, identification and bank account records in a waterproof, portable container
- ✓ Cash or traveler's checks and change
- ✓ Sleeping bag or warm blanket for each person
- ✓ Complete change of clothing including a long sleeved shirt, long pants and sturdy shoes
- ✓ Household chlorine bleach and medicine dropper. When diluted nine parts water to one part bleach, bleach can be used as a disinfectant. Or in an emergency, you can use it to treat water by using 16 drops of regular household liquid bleach per gallon of water. Do not use scented, color safe or bleaches with added cleaners.
- ✓ Fire Extinguisher
- ✓ Matches in a waterproof container
- ✓ Feminine supplies and personal hygiene items
- ✓ Mess kits, paper cups, plates and plastic utensils, paper towels
- ✓ Paper and pencil
- ✓ Books, games, puzzles or other activities for children



# ACCESS & FUNCTIONAL NEEDS

## Individuals with Disabilities or Access & Functional Needs

If you have a disability or an access and functional need, you may need to take additional steps to prepare for emergencies.

***When developing an emergency supply kit, consider adding the following items:***

---

- ✓ Durable medical equipment
- ✓ Assistive technology and extra batteries
- ✓ Food for special diets
- ✓ Prescription medicines
- ✓ Diabetic supplies
- ✓ Hearing aids and batteries
- ✓ Teletypewriter (TTY)
- ✓ Manual wheelchair
- ✓ Supplies for a service animal
- ✓ With all the advances in technology, make sure to have alternate ways of charging/maintaining your communication and assistive technology devices before disaster strikes.

*Helpful website:*

[www.ready.gov/individuals-access-functional-needs](http://www.ready.gov/individuals-access-functional-needs)

[www.calema.ca.gov/chiefstaff/pages/access-and-functional-needs.aspx](http://www.calema.ca.gov/chiefstaff/pages/access-and-functional-needs.aspx)



# FAMILY EMERGENCY COMMUNICATIONS PLAN

Your family may not be together when disaster strikes, so it is important to plan in advance: how you will contact one another; how you will get back together; and what you will do in different situations.



## Family Emergency Plan

- ✓ Identify an out-of town contact. It may be easier to make a long-distance phone call than to make local calls.
- ✓ Be sure every member of your family knows the phone number and has a cell phone, coins or a prepaid phone card to call the emergency contact.
- ✓ Teach family members how to use text messaging (also known as SMS or Short Message Service). Text messages can often get around network disruptions when a phone call might not be able to get through.

## Planning to Stay or Go

Depending on your circumstances and the nature of the emergency, the first important decision is whether you stay where you are or to evacuate. You should understand and plan for both possibilities. You should watch TV, listen to the radio or check the Internet often for information or official instruction as it becomes available.

## Emergency Plans

You may also want to inquire about emergency plans at places where your family spends time: work, daycare and school. If no plans exist, consider volunteering to help create one. Talk to your neighbors about how you can work together in the event of an emergency.



# STAY INFORMED

Learn more about the potential emergencies that could happen where you live and the appropriate way to respond to them. Knowing what to do during an emergency is an important part of being prepared and may make all the difference when seconds count.

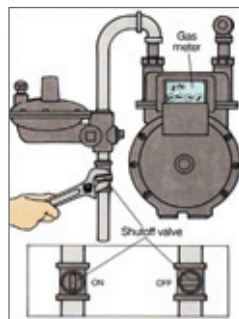


## Utilities Shut Off and Safety

### NATURAL GAS

Natural gas leaks may cause explosions which are responsible for fires following disasters. It is important to know how to shut off natural gas. Because there are different gas shut-off procedures for different gas meter configurations, it is important to contact your local gas company for guidance on preparations and response regarding gas appliances and gas service to your home.

If you smell gas or hear a blowing or hissing noise, open a window and get everyone out quickly. Turn off the gas, using the outside main valve, if possible, and call the gas company from a neighbor's home.




**CAUTION:** If you turn off the gas for any reason, a qualified professional must turn it back on. NEVER attempt to turn the gas back on yourself.

[www.socalgas.com/safety/](http://www.socalgas.com/safety/)

[www.ready.gov/utility-shut-safety](http://www.ready.gov/utility-shut-safety)

### WATER

Water is a precious resource following many disasters. It is important to learn how to shut off the water at the main house valve. Before an emergency happens, locate the shut-off valve for the water line that enters your house and label this valve with a tag for easy identification. Make sure all members of your household know where it is located. Make sure this valve can be completely shut off.



Cracked lines may pollute the water supply to your house. It is wise to shut off your water until you hear from authorities that the water is safe to drink. [www.ready.gov/utility-shut-safety](http://www.ready.gov/utility-shut-safety)

## ELECTRICITY

---

Electrical sparks have the potential to ignite natural gas if leaking. It is wise to teach all responsible household members where and how to shut off the electricity. Locate your electrical circuit box. For your safety, always shut off all the individual circuits before shutting off the main circuit.

[www.sce.com](http://www.sce.com)

[www.ready.gov/utility-shut-safety](http://www.ready.gov/utility-shut-safety)

## Know Your Hazards

### EARTHQUAKE

---

#### *Before an Earthquake*

1. Check for Hazards in the Home
  - ✓ Fasten shelves securely to walls.
  - ✓ Place large or heavy objects on lower shelves
2. Identify Safe Places Indoors and Outdoors
  - ✓ Under sturdy furniture such as a heavy desk or table.
  - ✓ Against an inside wall.
3. Educate Yourself and Family Members
  - ✓ Teach children how and when to call 9-1-1, Police, or Fire Department and which radio station to tune to for emergency information.
  - ✓ Teach all family members how and when to turn off gas, electricity, and water.



# STAY INFORMED

## ***During an Earthquake***

*If indoors...*

- ✓ DROP to the ground; take COVER by getting under a sturdy table or other piece of furniture; and HOLD ON until the shaking stops. If there isn't a table or desk near you, cover your face and head with your arms and crouch in an inside corner of the building.
- ✓ Stay away from glass, windows, outside doors and walls, and anything that could fall, such as lighting fixtures or furniture.
- ✓ Stay inside until the shaking stops and it is safe to go outside.



*If outdoors...*

- ✓ Stay there.
- ✓ Move away from buildings, streetlights, and utility wires.
- ✓ Once in the open, stay there until the shaking stops. The greatest danger exists directly outside buildings, at exits and alongside exterior walls. Ground movement during an earthquake is not the direct cause of death or injury. Most earthquake-related casualties result from collapsing walls, flying glass and falling objects.

*More information on earthquakes can found at:*

[www.earthquakecountry.org](http://www.earthquakecountry.org)  
[www.shakeout.org](http://www.shakeout.org)

[www.dropcoverholdon.org](http://www.dropcoverholdon.org)  
[www.usgs.gov](http://www.usgs.gov)

## **FLOOD**

### ***During A Flood***

*If a flood is likely in your area, you should:*

- ✓ Listen to the radio or television for information.
- ✓ Be aware that flash flooding can occur. If there is any possibility of a flash flood, move immediately to higher ground. Do not wait for instructions to move.
- ✓ Be aware of streams, drainage channels, canyons and other areas known to flood suddenly. Flash floods can occur in these areas with or without such typical warnings as rain clouds or heavy rain.



- ✓ If you must prepare to evacuate, you should do the following:
  - Secure your home. If you have time, bring in outdoor furniture. Move essential items to an upper floor.
  - Turn off utilities at the main switches or valves if instructed to do so. Disconnect electrical appliances. Do not touch electrical equipment if you are wet or standing in water.
- ✓ If you have to leave your home, remember these evacuation tips:
  - Do not walk through moving water. Six inches of moving water can make you fall. If you have to walk in water, walk where the water is not moving. Use a stick to check the firmness of the ground in front of you.
  - Do not drive into flooded areas. If floodwaters rise around your car, abandon the car and move to higher ground if you can do so safely.

## ***Driving Flood Facts:***

The following are important points to remember when driving in flood conditions:

- ✓ Six inches of water will reach the bottom of most passenger cars causing loss of control and possible stalling.
- ✓ A foot of water will float many vehicles.
- ✓ Two feet of rushing water can carry away most vehicles including sport utility vehicles (SUV's) and pick-ups.

*More information can be found at:*

[portal.countyofventura.org/portal/page/portal/PUBLIC\\_WORKS](https://portal.countyofventura.org/portal/page/portal/PUBLIC_WORKS)

[www.vcfloodinfo.com/](http://www.vcfloodinfo.com/)

[www.fema.gov/national-flood-insurance-program](https://www.fema.gov/national-flood-insurance-program)



# STAY INFORMED

## TERRORISM

Terrorism is defined as the use of force or violence against persons or property in violation of the criminal laws of the United States for purposes of intimidation, coercion or ransom.

*Terrorists often use threats to:*

- ✓ Create fear among the public.
- ✓ Try to convince citizens that their government is powerless to prevent terrorism.
- ✓ Get immediate publicity for their causes.

Acts of terrorism include: Threats of terrorism, assassinations, kidnappings, hijackings, bomb scares and bombings, cyber-attacks (computer-based), and the use of chemical, biological, nuclear and radiological weapons.

If you see something suspicious taking place then report that behavior or activity to local law enforcement or in the case of emergency call 9-1-1. Factors such as race, ethnicity, national origin or religious affiliation alone are

not suspicious. For that reason, the public should report only suspicious behavior and situations (e.g., an unattended backpack in a public place or someone trying to break into a restricted area) rather than beliefs, thoughts, ideas, expressions, associations or speech unrelated to terrorism or other criminal activity. Only reports that document behavior reasonably indicative of criminal activity related to terrorism will be shared with federal partners.



*Helpful websites:*

[www.dhs.gov/if-you-see-something-say-something](http://www.dhs.gov/if-you-see-something-say-something)

## TSUNAMI

Tsunamis (pronounced *soo-ná-mees*), also known as seismic sea waves (mistakenly called “tidal waves”), are a series of enormous waves created by an underwater disturbance such as an earthquake, landslide, volcanic eruption or meteorite. A tsunami can move hundreds of miles per hour in the open ocean and smash into land with waves as high as 100 feet or more.

All tsunamis are potentially dangerous, even though they may not damage every coastline they strike. A tsunami can strike anywhere along most of the U.S. coastline. The most destructive tsunamis have occurred along the coasts of California, Oregon, Washington, Alaska, and Hawaii.



The following are guidelines for what you should do if a tsunami is likely in your area:

- ✓ Turn on your radio to learn if there is a tsunami warning if an earthquake occurs and you are in a coastal area. Move inland to higher ground immediately and stay there.
- ✓ Stay away from the beach. Never go down to the beach to watch a tsunami come in. If you can see the wave you are too close to escape it.

**CAUTION** - If there is noticeable recession in water away from the shoreline this is nature’s tsunami warning and it should be heeded. You should move away immediately.

*Helpful websites:*

[www.tsunamiready.noaa.gov/](http://www.tsunamiready.noaa.gov/)

[nthmp.tsunami.gov/](http://nthmp.tsunami.gov/)

[wcatwc.arh.noaa.gov/](http://wcatwc.arh.noaa.gov/)

## WILDFIRES

Wildfires are now a year-round reality in Ventura County. This means that both firefighters and residents have to be on heightened alert for the threat of wildfire at all times.

Firefighters train hard and make countless preparations to be ready for a wildfire.

Residents need to do the same. Successfully preparing for a wildfire requires you to take personal responsibility for protecting yourself, your family and your property.



You must do all you can to make your home resistant to wildfires and prepare your family to leave early and safely. We call this process, **“Ready, Set, Go!”**

### **GET READY:**

- ✓ Create a Family Disaster Plan that includes meeting locations and communication plans and rehearse it regularly. Include in your plan the evacuation of large animals such as horses.
- ✓ Have fire extinguishers on hand and train your family how to use them.
- ✓ Ensure that your family knows where your gas, electric and water main shut-off controls are and how to use them.
- ✓ Plan several different evacuation routes.
- ✓ Designate an emergency meeting location outside the fire hazard area.
- ✓ Assemble an emergency supply kit, and an extra emergency supply kit in your car in case you can't get to your home because of a fire.
- ✓ Have a communication plan with emergency contact numbers of family and an out-of-area contact person.
- ✓ Have a portable radio or scanner so you can stay updated on the fire.

## **GET SET:**

### ***Inside Checklist:***

- ✓ Shut all windows and doors, leaving them unlocked.
- ✓ Remove flammable window shades, lightweight curtains and close metal shutters.
- ✓ Move flammable furniture to the center of the room, away from windows and doors.
- ✓ Leave your lights on so firefighters can see your house under smoky conditions.
- ✓ Shut off the air conditioning.

### ***Outside Checklist:***

- ✓ Gather up flammable items from the exterior of the house and bring them inside (e.g., patio furniture, children's toys, door mats, etc.) or place them in your pool.
- ✓ Don't leave sprinklers on or water running – they can waste critical water pressure.
- ✓ Leave exterior lights on.
- ✓ Back your car into the driveway. Shut doors and roll up windows.
- ✓ Have a ladder available.
- ✓ Patrol your property and extinguish all small fires until you leave.
- ✓ Seal attic and ground vents with pre-cut plywood or commercial seals if time permits.

### ***You Are Trapped: Survival Tips***

- ✓ Shelter away from outside walls.
- ✓ Bring garden hoses inside house so embers don't destroy them.
- ✓ Patrol inside your home for spot fires and extinguish them.
- ✓ Wear long sleeves and long pants made of natural fibers such as cotton.
- ✓ Stay hydrated.
- ✓ Ensure you can exit the home if it catches fire (remember if it's hot inside the house, it is four to five times hotter outside).
- ✓ Fill sinks and tubs for an emergency water supply.
- ✓ Place wet towels under doors to keep smoke and embers out.

# STAY INFORMED

- ✓ After the fire has passed, check your roof and extinguish any fires, sparks or embers.
- ✓ Check inside the attic for hidden embers.
- ✓ Patrol your property and extinguish small fires.
- ✓ If there are fires that you can not extinguish with a small amount of water or in a short period of time, call 9-1-1.

## **GO:**

By leaving early, you give your family the best chance of surviving a wildfire. You also help firefighters by keeping roads clear of congestion, enabling them to move more freely and do their job.



## ***When To Leave***

Leave early enough to avoid being caught in fire, smoke or road congestion. Don't wait to be told by authorities to leave. In an intense wildfire, they may not have time to knock on every door. If you are advised to leave, don't hesitate!

## ***Where To Go***

Leave to a predetermined location (it should be a low-risk area, such as a well-prepared neighbor or relative's house, a Red Cross shelter or evacuation center, motel, etc.)

## ***How To Get There***

Have several travel routes in case one route is blocked by the fire or by emergency vehicles and equipment. Choose an escape route away from the fire.

## ***What To Take***

Take your emergency supply kit containing your family's and pet's necessary items.

*More information can be found at:*

<http://fire.countyofventura.org/Prevention/FireHazardReductionProgram/tabid/263/Default.aspx>

## Want to get involved in your local community?

### ***American Red Cross***

[www.redcross.org/ca/ventura](http://www.redcross.org/ca/ventura)

As the world's leading humanitarian organization, their network of volunteers have responded to disasters, provided lifesaving education, helped families to prepare for emergencies before they occur, and kept members of our Armed Forces connected with their loved ones during times of tragedy and joy.



### ***Auxiliary Communication Services (ACS)***

[www.vc-acs.org/](http://www.vc-acs.org/)

Licensed Radio Amateurs use a wide range of radio bands, each one with its particular strength in overcoming the barriers to radio communications. Amateur Radio operators can also use a wide range of communication modes, whether TV, data, voice, or Morse code to exchange messages.

### ***Community Emergency Response Teams (CERT)***

[fire.countyofventura.org/Community/CERT/tabid/286/Default.aspx](http://fire.countyofventura.org/Community/CERT/tabid/286/Default.aspx)

Phone: (805) 987-1514

Ventura County Fire Department in coordination with FEMA (Federal Emergency Management Agency) have joined together to assist residents with disaster preparedness education and training. Following a major disaster, first responders who provide fire and medical services will not be able to meet the demand for service. The local population will have to rely on each other for help in order to meet their immediate life-saving and life sustaining needs. The Community Emergency Response Team is a program that focuses on that preparedness. CERT teams within each community are to be prepared, self-activated, independently organized and neighborhood oriented with support from cities and public safety agencies.

## **Disaster Assistance Response Team (DART) – Camarillo**

[camarillodisasterassistanceresponseteam.com/](http://camarillodisasterassistanceresponseteam.com/)

## **Disaster Assistance Response Team (DART) – Thousand Oaks**

[todart.org/wppublic/](http://todart.org/wppublic/)

DART members are trained in: Basic Life Support, First Aid, CPR, Urban Search and Rescue, Incident Command System (ICS), Media Relations at the Incident, Traffic and Crowd Control, Fire Suppression, Scene Survey and Damage Assessment; and Mass Casualty Management and Triage.

## **Disaster Service Worker (DSW)**

[www.vcsd.org/oes.php](http://www.vcsd.org/oes.php)

Registered Disaster Service Worker volunteers are persons who have chosen to volunteer their time to assist in a disaster or emergency services agency in carrying out the responsibilities of that agency. The person must be officially registered with the accredited Disaster Council, and will not receive any pay, monetary or otherwise, for the service being provided.

## **Simi Valley Disaster Service Worker Team**

[www.simivalley.org/index.aspx?page=269](http://www.simivalley.org/index.aspx?page=269)

The Simi Valley Disaster Service Work Team's mission is to minimize the loss of life, suffering and damage to property following disasters by training and utilizing highly motivated community members in preparedness, response and recovery activities.





## ***Emergency Volunteer Rescue Team (EVRT)***

<http://www.vchca.org/animal-services/disasters-and-animals/animal-evacuation-teams-evrt>

Emergency Volunteer Rescue Team (EVRT) members assist Ventura County Department of Animal Services during times of disasters such as wildland fires, flooding, earthquakes or any emergency incident requiring the evacuation of livestock.

## ***Medical Reserve Corps***

[www.vchca.org/public-health/ventura-county-medical-reserve-corps](http://www.vchca.org/public-health/ventura-county-medical-reserve-corps)

Develop partnerships to educate, train and deploy citizen volunteers, including health care professionals (active and retired), in case of a large-scale local emergency.

## ***National Weather Service***

[www.wrh.noaa.gov/lox/spotter/becomeaspotter.php](http://www.wrh.noaa.gov/lox/spotter/becomeaspotter.php)

Anyone can become a Weather Spotter for the National Weather Service. All it takes is an hour or two of training. Our local spotter program leader conducts training sessions often throughout the area. You also now have the option of becoming certified through an online course.

## ***United Way / Volunteer Ventura County***

[www.volunteerventuracounty.org/volunteer/](http://www.volunteerventuracounty.org/volunteer/)

Today's United Way focuses on addressing the underlying causes of community issues and why problems exist. United Way supports programs that are not just 'stop gap' measures, but ultimately preventative ones that create real and lasting change by improving peoples' lives. Social issues are not limited to any one particular city or to one kind of family, they are everywhere. That's why United Way works throughout Ventura County to help build stronger communities.



# READY VENTURA COUNTY SOCIAL MEDIA

**For more preparedness information,  
follow us on:**



[facebook.com/ReadyVC](https://facebook.com/ReadyVC)



[twitter.com/ReadyVC](https://twitter.com/ReadyVC)



# READY VENTURA COUNTY ABOUT US

The Ventura County Sheriff's Office of Emergency Services in partnership with FEMA and the Ad Council localized the federal Ready campaign to assist Ventura County residents in preparing for, responding to and recovering from a local emergency or disaster within our community. Developed in 2011, Ready Ventura County aims to get the public involved and ultimately increase the level of basic preparedness throughout Ventura County. The Ready Ventura County message remains consistent with the national campaign: **Get a Kit. Make a Plan. Be Informed. Get Involved.**



[www.readyventuracounty.org](http://www.readyventuracounty.org)



800 S. Victoria Ave. L#3450 | Ventura, CA 93009  
(805) 654-2551 | [www.vcsd.org/oes](http://www.vcsd.org/oes)